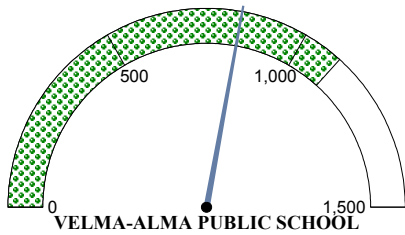


VELMA-ALMA PUBLIC SCHOOL

No Child Left Behind Act Annual Report Card 2009-2010**Academic Performance Index (API) and Accountability Data**

The API is a numeric score that measures school and district performance based on a variety of educational indicators. It allows schools and districts to gauge their progress toward improving student achievement. Components of the API are used to meet reporting requirements in the *No Child Left Behind Act* (Public Law 107-110).

District API Score for Regular Education Students

VELMA-ALMA PUBLIC SCHOOL has a Total API of 836

The scale for API scores ranges from 0-1500 with 1092 as the current state average for regular education students.

No Child Left Behind Act Statewide Performance Benchmarks for 2009-2010:
Mathematics API - 1074 Reading API - 1060
Percent of Students Tested - 95%
Attendance Rate API - 618
Graduation Rate API - 842

Legend:

**** represents missing data or data involving small numbers
 CI = met target with confidence interval applied
 SH = met target by meeting safe harbor criteria

Additional Indicators for Federal AYP

Total Graduation 2009: 1160 (83.3%)

***Graduation 4 year 2009:** 1160 (83.3%)

Attendance: 985 (94.5%)

Attendance is used for the additional indicator in AYP determinations for elementary and middle schools.

*Graduation rate for students who graduated in the standard number of years and used as the additional indicator in AYP determinations for high schools and districts.

Student Group	Mathematics API	Reading API	% Students Tested		
			Math	Reading	Science
All Students					
All	724	862 SH	96	96	91
Male	701 CI	802 SH	95	95	89
Female	755 CI	941 SH	97	97	94
Black	****	****	****	****	****
Amer. Indian	575 CI	912 SH	****	97	94
Hispanic	****	****	****	****	100
Asian	****	****	****	****	50
White	745	844 SH	96	96	91
Other	****	****	****	****	****
Econ. Disadv.	589	773 SH	96	96	79
Migrant	****	****	****	****	****
Students with Individualized Education Programs (IEP)					
IEP	554 CI	587 CI	93	91	66
English Language Learner Students (ELL)					
ELL	****	****	****	****	****
Regular Education Students					
Regular Education	766	947 SH	100	100	100

For Adequate Yearly Progress (AYP) determinations, each student group is required to meet or exceed the Performance Targets (excluding Male, Female and Migrant groups) for 2009-2010.

Student Groups must have at least 30 students per subject to receive a math or reading API score.

Percent of Students Tested is calculated only for student enrollment of at least 40 students per subject and subgroup at time of test administration.

VELMA-ALMA PUBLIC SCHOOL

No Child Left Behind Act Annual Report Card 2009-2010

Accountability Data

No Child Left Behind Act School Identifications

Adequate Yearly Progress VELMA-ALMA PUBLIC SCHOOL has not made adequate yearly progress.

***District in Need of Improvement:** NO

Number of schools in district identified
as in "Need of Improvement": 0

*Districts that have failed to make AYP for two consecutive years (based on the same subject) across all grade spans (elementary, middle, and high school) will be designated as in "Need of Improvement". Schools that have failed to make AYP for two consecutive years (based on the same subject) will be designated as in "Need of Improvement".

Professional Qualifications of Teachers

The information below represents professional qualifications of teachers who teach in the core academic subjects: English, reading or language arts, mathematics, science, foreign languages, civics and government, economics, arts, history, and geography.

Professional Qualifications of Public Elementary and Secondary Teachers in Core Academic Subjects	Bachelors	Masters	Post-Masters or Doctorate
Percent of Teachers	65.7%	34.2%	0.0%



Percent of Teachers with Emergency Certificates: **0%**

The 2009-2010 data includes the federally approved High, Objective, Uniform State Standard of Evaluation (HOUSSE) criteria for defining "Highly Qualified" special education teachers.

Percent of Classes Taught by Teachers Considered "Highly Qualified" and "Non-Highly Qualified" According to Federal Law:

	Highly Qualified	Non-Highly Qualified	Total Classes	Total Classes Highly Qualified
Total for District:	100.0%	0.0%	85	85
In *Low Poverty Schools:	100.0%	0.0%	85	85

*Low Poverty Schools - Schools in bottom 25% when ranked from highest to lowest by the percentage of students who qualify for the free and reduced price lunch program.

**High Poverty Schools - Schools in the top 25% when ranked from highest to lowest by the percentage of students who qualify for the free and reduced price lunch program.

VELMA-ALMA PUBLIC SCHOOL

No Child Left Behind Act Annual Report Card 2009-2010

Oklahoma School Testing Program (OSTP)

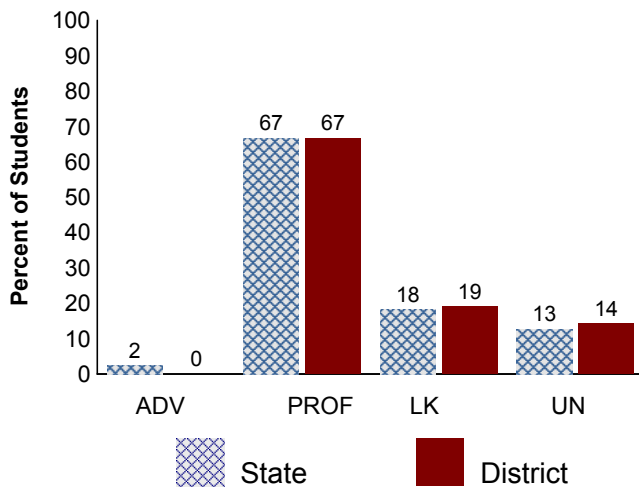
Grade 3

Oklahoma Core Curriculum Tests

The Oklahoma Core Curriculum Tests measure mastery of students' skills on the *Priority Academic Student Skills (PASS)*. Individual test scores for each student as well as detailed group summary reports are sent back to the schools, providing valuable data for administrators and teachers to target program improvement, addressing individual student strengths and weaknesses, and providing parents with an idea of their child's accomplishments. Results below include all students (full academic year and non-full academic year).

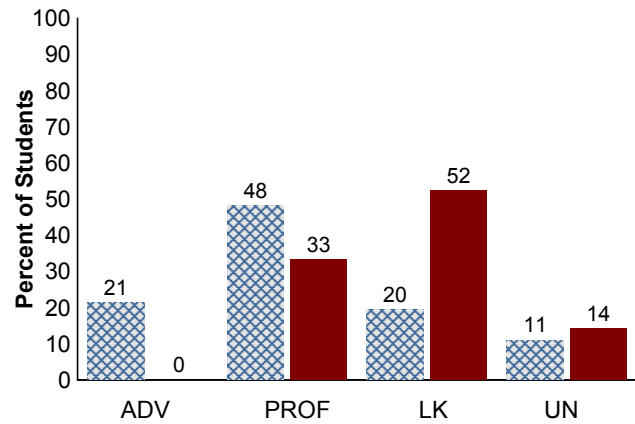
State and District Reading Results

All Students Tested



State and District Math Results

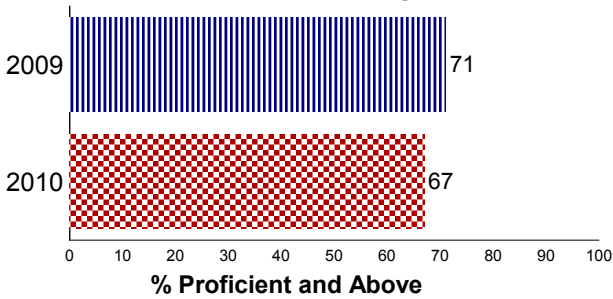
All Students Tested



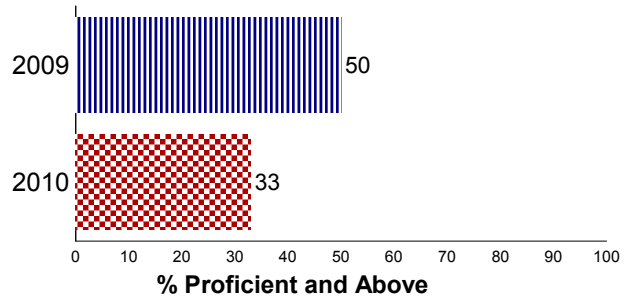
District Trend Data

All Students Tested

Grade 3 Reading



Grade 3 Math



Legend:

ADV - Advanced Performance Level

PROF - Proficient Performance Level

LK - Limited Knowledge Performance Level

UN - Unsatisfactory Performance Level

For confidentiality of student records data involving small numbers is suppressed.

VELMA-ALMA PUBLIC SCHOOL**No Child Left Behind Act Annual Report Card 2009-2010**

Oklahoma School Testing Program (OSTP)

Grade 3**District Results**

The tables below present Math and Reading results from the 2009-2010 school year. The results are reported in four performance levels by specific student groups. These test results include all students tested (full academic year and non-full academic year) for each of the student groups. See legend at bottom.



	Reading					Math				
	# Tested	%ADV	%PROF	%LK	%UN	# Tested	%ADV	%PROF	%LK	%UN
Results From The Oklahoma Core Curriculum Tests (OCCT) Grades 3-8										
All	21	0	67	19	14	21	0	33	52	14
Amer. Indian	3	****	****	****	****	3	****	****	****	****
Asian	1	****	****	****	****	1	****	****	****	****
Hispanic	1	****	****	****	****	1	****	****	****	****
White	16	0	69	13	19	16	0	38	44	19
Female	12	0	75	17	8	12	0	25	58	17
Male	9	0	56	22	22	9	0	44	44	11
Econ. Disadv.	11	0	55	18	27	11	0	27	55	18
IEP w/o Accom.	1	****	****	****	****	1	****	****	****	****
Regular Education	20	0	65	20	15	20	0	35	50	15
Results From The Oklahoma Modified Alternate Assesment (OMAAP)										
IEP w/o Accom.	4	****	****	****	****	4	****	****	****	****

Legend:

%ADV - Advanced Performance Level

%PROF - Proficient Performance Level

%LK - Limited Knowledge Performance Level

%UN - Unsatisfactory Performance Level

For confidentiality of student records : +++++ More than 95% scored above Proficient

---- More than 95% scored below Satisfactory

**** Missing data or data involving small numbers

VELMA-ALMA PUBLIC SCHOOL

No Child Left Behind Act Annual Report Card 2009-2010

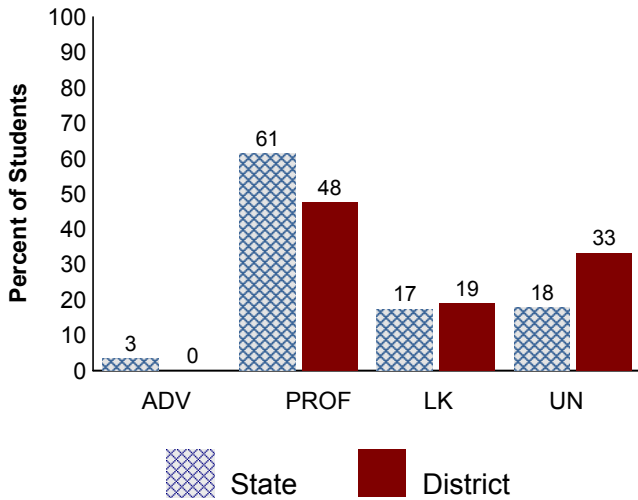
Oklahoma School Testing Program (OSTP)
Grade 4

Oklahoma Core Curriculum Tests

The Oklahoma Core Curriculum Tests measure mastery of students' skills on the *Priority Academic Student Skills (PASS)*. Individual test scores for each student as well as detailed group summary reports are sent back to the schools, providing valuable data for administrators and teachers to target program improvement, addressing individual student strengths and weaknesses, and providing parents with an idea of their child's accomplishments. Results below include all students (full academic year and non-full academic year).

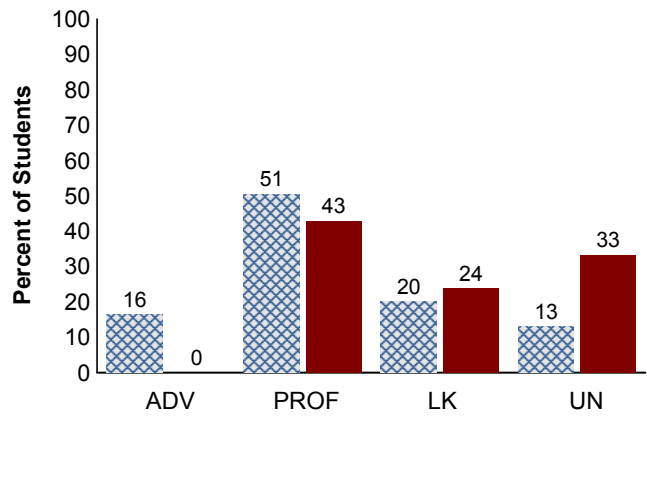
State and District Reading Results

All Students Tested



State and District Math Results

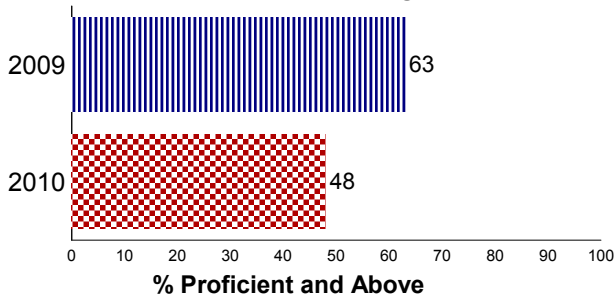
All Students Tested



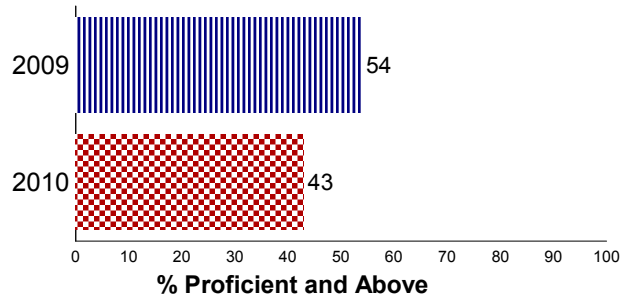
District Trend Data

All Students Tested

Grade 4 Reading



Grade 4 Math



Legend:

ADV - Advanced Performance Level

PROF - Proficient Performance Level

LK - Limited Knowledge Performance Level

UN - Unsatisfactory Performance Level

For confidentiality of student records data involving small numbers is suppressed.

VELMA-ALMA PUBLIC SCHOOL**No Child Left Behind Act Annual Report Card 2009-2010**

Oklahoma School Testing Program (OSTP)

Grade 4**District Results**

The tables below present Math and Reading results from the 2009-2010 school year. The results are reported in four performance levels by specific student groups. These test results include all students tested (full academic year and non-full academic year) for each of the student groups. See legend at bottom.



	# Tested	Reading				# Tested	Math			
		%ADV	%PROF	%LK	%UN		%ADV	%PROF	%LK	%UN
Results From The Oklahoma Core Curriculum Tests (OCCT) Grades 3-8										
All	21	0	48	19	33	21	0	43	24	33
Amer. Indian	6	0	50	17	33	6	0	33	17	50
Asian	1	****	****	****	****	1	****	****	****	****
White	14	0	43	21	36	14	0	43	29	29
Female	10	0	60	20	20	10	0	60	10	30
Male	11	0	36	18	46	11	0	27	36	36
Econ. Disadv.	8	0	50	25	25	8	0	50	13	38
IEP w/o Accom.	2	****	****	****	****	2	****	****	****	****
Regular Education	19	0	53	21	26	19	0	47	26	26
Results From The Oklahoma Modified Alternate Assessment (OMAAP)										
IEP w/o Accom.	10	30	0	70	0	10	0	10	90	0

Legend:

%ADV - Advanced Performance Level

%PROF - Proficient Performance Level

%LK - Limited Knowledge Performance Level

%UN - Unsatisfactory Performance Level

For confidentiality of student records : ++++ More than 95% scored above Proficient

---- More than 95% scored below Satisfactory

**** Missing data or data involving small numbers

VELMA-ALMA PUBLIC SCHOOL

No Child Left Behind Act Annual Report Card 2009-2010

Oklahoma School Testing Program (OSTP)

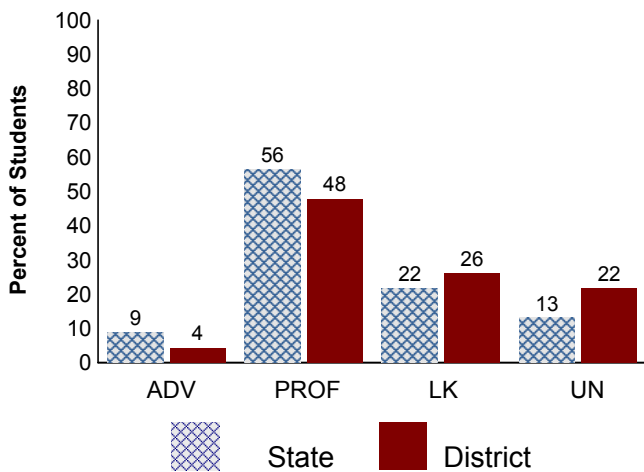
Grade 5

Oklahoma Core Curriculum Tests

The Oklahoma Core Curriculum Tests measure mastery of students' skills on the *Priority Academic Student Skills (PASS)*. Individual test scores for each student as well as detailed group summary reports are sent back to the schools, providing valuable data for administrators and teachers to target program improvement, addressing individual student strengths and weaknesses, and providing parents with an idea of their child's accomplishments. Results below include all students (full academic year and non-full academic year).

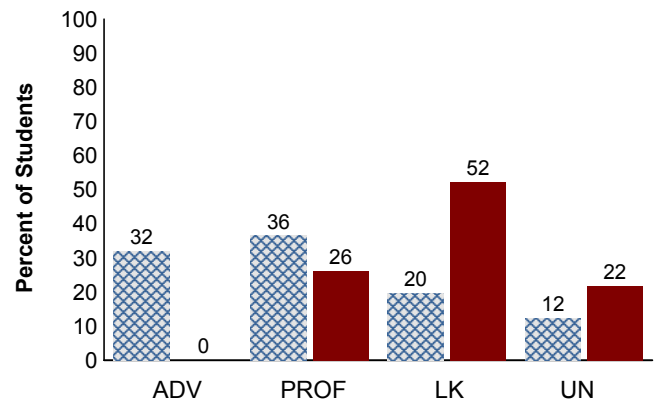
State and District Reading Results

All Students Tested



State and District Math Results

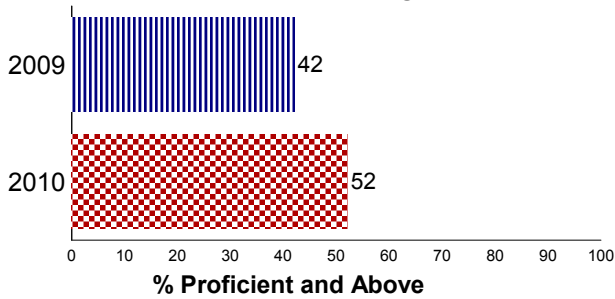
All Students Tested



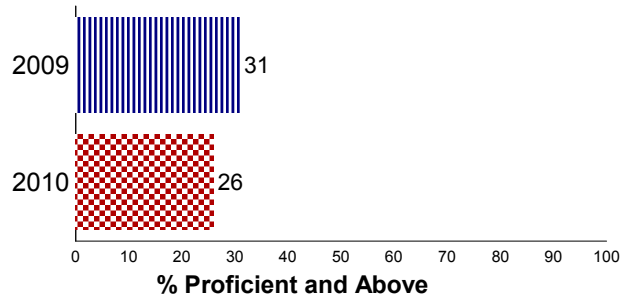
District Trend Data

All Students Tested

Grade 5 Reading



Grade 5 Math



Legend:

ADV - Advanced Performance Level

PROF - Proficient Performance Level

LK - Limited Knowledge Performance Level

UN - Unsatisfactory Performance Level

For confidentiality of student records data involving small numbers is suppressed.

VELMA-ALMA PUBLIC SCHOOL**No Child Left Behind Act Annual Report Card 2009-2010**

Oklahoma School Testing Program (OSTP)

Grade 5**District Results**

The tables below present Math and Reading results from the 2009-2010 school year. The results are reported in four performance levels by specific student groups. These test results include all students tested (full academic year and non-full academic year) for each of the student groups. See legend at bottom.

	# Tested	Reading				# Tested	Math			
		%ADV	%PROF	%LK	%UN		%ADV	%PROF	%LK	%UN
Results From The Oklahoma Core Curriculum Tests (OCCT) Grades 3-8										
All	23	4	48	26	22	23	0	26	52	22
Amer. Indian	7	0	57	29	14	7	0	43	43	14
Hispanic	1	****	****	****	****	1	****	****	****	****
White	15	7	47	27	20	15	0	20	60	20
Female	11	0	64	27	9	11	0	27	46	27
Male	12	8	33	25	33	12	0	25	58	17
Econ. Disadv.	7	0	57	14	29	7	0	29	57	14
IEP w/o Accom.	1	****	****	****	****	1	****	****	****	****
Regular Education	22	5	46	27	23	22	0	27	50	23
Results From The Oklahoma Modified Alternate Assessment (OMAAP)										
IEP w/o Accom.	7	14	0	86	0	7	14	14	43	29

Legend:

%ADV - Advanced Performance Level

%PROF - Proficient Performance Level

%LK - Limited Knowledge Performance Level

%UN - Unsatisfactory Performance Level

For confidentiality of student records: +++++ More than 95% scored above Proficient

---- More than 95% scored below Satisfactory

**** Missing data or data involving small numbers

VELMA-ALMA PUBLIC SCHOOL

No Child Left Behind Act Annual Report Card 2009-2010

Oklahoma School Testing Program (OSTP)

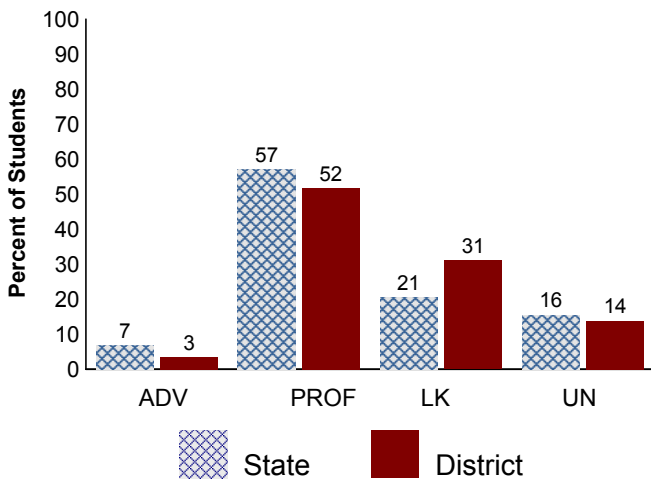
Grade 6

Oklahoma Core Curriculum Tests

The Oklahoma Core Curriculum Tests measure mastery of students' skills on the *Priority Academic Student Skills (PASS)*. Individual test scores for each student as well as detailed group summary reports are sent back to the schools, providing valuable data for administrators and teachers to target program improvement, addressing individual student strengths and weaknesses, and providing parents with an idea of their child's accomplishments. Results below include all students (full academic year and non-full academic year).

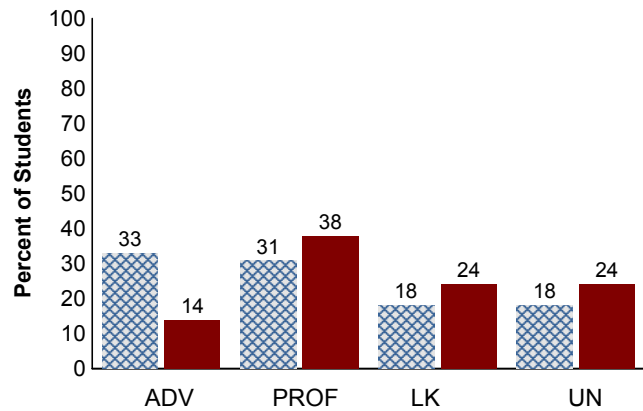
State and District Reading Results

All Students Tested



State and District Math Results

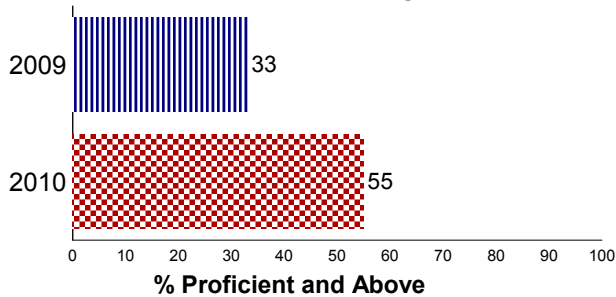
All Students Tested



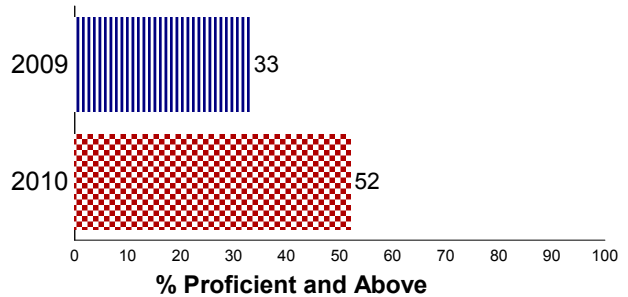
District Trend Data

All Students Tested

Grade 6 Reading



Grade 6 Math



Legend:

ADV - Advanced Performance Level

PROF - Proficient Performance Level

LK - Limited Knowledge Performance Level

UN - Unsatisfactory Performance Level

For confidentiality of student records data involving small numbers is suppressed.

VELMA-ALMA PUBLIC SCHOOL**No Child Left Behind Act Annual Report Card 2009-2010**

Oklahoma School Testing Program (OSTP)

Grade 6**District Results**

The tables below present Math and Reading results from the 2009-2010 school year. The results are reported in four performance levels by specific student groups. These test results include all students tested (full academic year and non-full academic year) for each of the student groups. See legend at bottom.

	# Tested	Reading				# Tested	Math			
		%ADV	%PROF	%LK	%UN		%ADV	%PROF	%LK	%UN
Results From The Oklahoma Core Curriculum Tests (OCCT) Grades 3-8										
All	29	3	52	31	14	29	14	38	24	24
Amer. Indian	7	0	43	43	14	7	0	29	14	57
Asian	1	****	****	****	****	1	****	****	****	****
White	21	0	57	29	14	21	14	43	29	14
Female	12	0	58	25	17	12	8	42	25	25
Male	17	6	47	35	12	17	18	35	24	24
Econ. Disadv.	11	0	55	36	9	11	9	27	27	36
IEP w/o Accom.	1	****	****	****	****	1	****	****	****	****
Regular Education	28	4	54	32	11	28	14	39	25	21
Results From The Oklahoma Modified Alternate Assessment (OMAAP)										
IEP w/o Accom.	4	****	****	****	****	4	****	****	****	****

Legend:

%ADV - Advanced Performance Level

%PROF - Proficient Performance Level

%LK - Limited Knowledge Performance Level

%UN - Unsatisfactory Performance Level

For confidentiality of student records: +++++ More than 95% scored above Proficient

---- More than 95% scored below Satisfactory

**** Missing data or data involving small numbers

VELMA-ALMA PUBLIC SCHOOL

No Child Left Behind Act Annual Report Card 2009-2010

Oklahoma School Testing Program (OSTP)

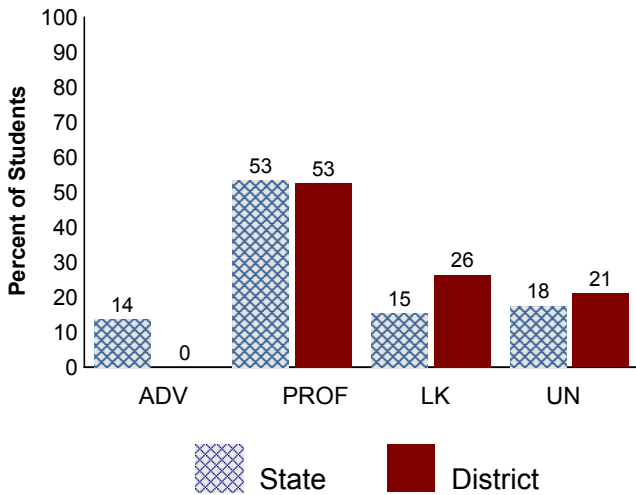
Grade 7

Oklahoma Core Curriculum Tests

The Oklahoma Core Curriculum Tests measure mastery of students' skills on the *Priority Academic Student Skills (PASS)*. Individual test scores for each student as well as detailed group summary reports are sent back to the schools, providing valuable data for administrators and teachers to target program improvement, addressing individual student strengths and weaknesses, and providing parents with an idea of their child's accomplishments. Results below include all students (full academic year and non-full academic year).

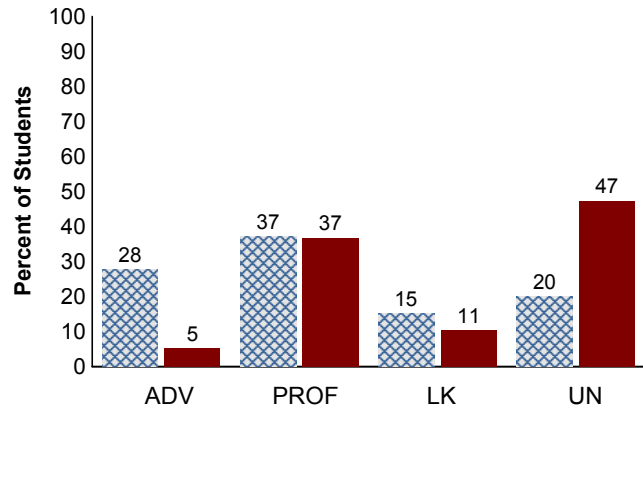
State and District Reading Results

All Students Tested



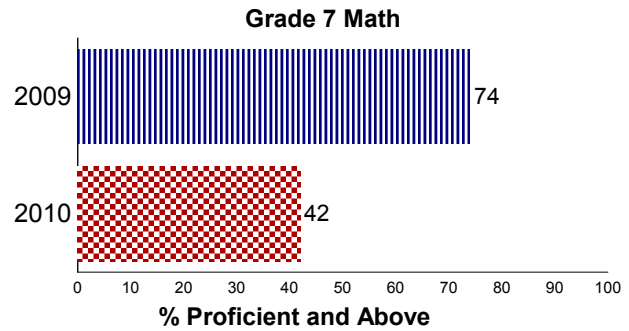
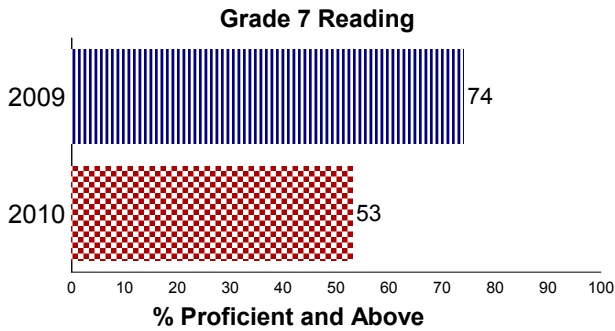
State and District Math Results

All Students Tested



District Trend Data

All Students Tested



Legend:

ADV - Advanced Performance Level

PROF - Proficient Performance Level

LK - Limited Knowledge Performance Level

UN - Unsatisfactory Performance Level

For confidentiality of student records data involving small numbers is suppressed.

VELMA-ALMA PUBLIC SCHOOL

No Child Left Behind Act Annual Report Card 2009-2010

Oklahoma School Testing Program (OSTP)

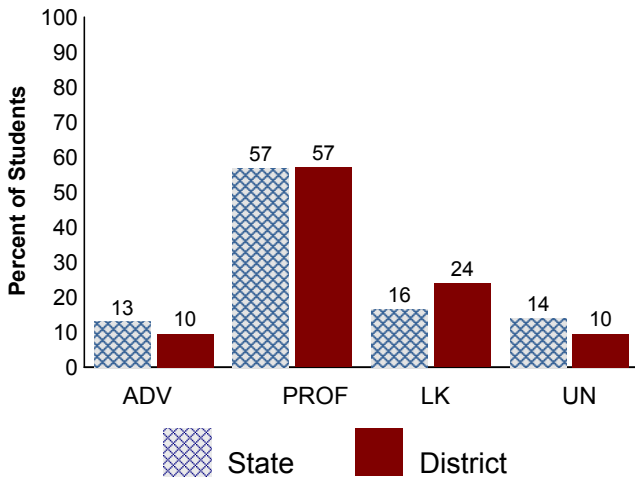
Grade 8

Oklahoma Core Curriculum Tests

The Oklahoma Core Curriculum Tests measure mastery of students' skills on the *Priority Academic Student Skills (PASS)*. Individual test scores for each student as well as detailed group summary reports are sent back to the schools, providing valuable data for administrators and teachers to target program improvement, addressing individual student strengths and weaknesses, and providing parents with an idea of their child's accomplishments. Results below include all students (full academic year and non-full academic year).

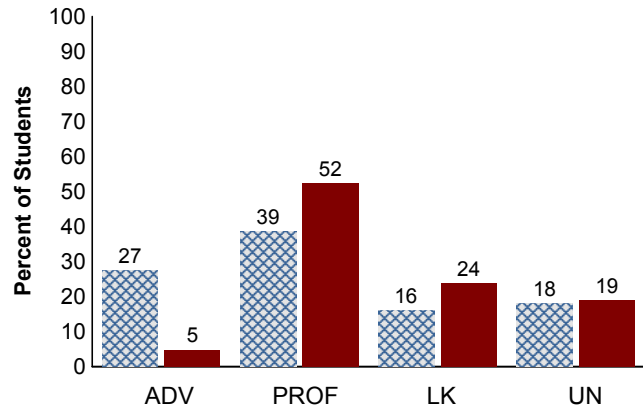
State and District Reading Results

All Students Tested



State and District Math Results

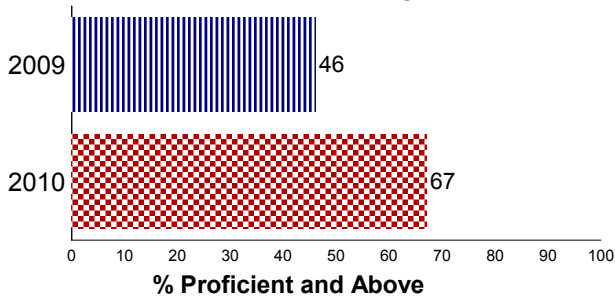
All Students Tested



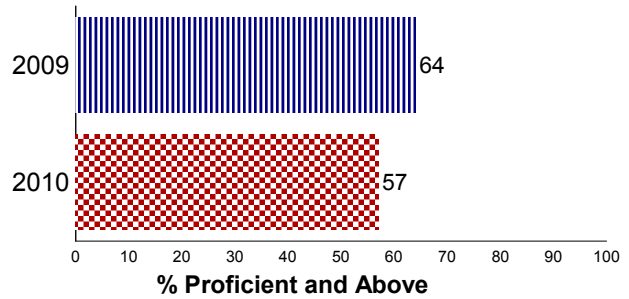
District Trend Data

All Students Tested

Grade 8 Reading



Grade 8 Math



Legend:

ADV - Advanced Performance Level

PROF - Proficient Performance Level

LK - Limited Knowledge Performance Level

UN - Unsatisfactory Performance Level

For confidentiality of student records data involving small numbers is suppressed.

VELMA-ALMA PUBLIC SCHOOL**No Child Left Behind Act Annual Report Card 2009-2010**

Oklahoma School Testing Program (OSTP)

Grade 8**District Results**

The tables below present Math and Reading results from the 2009-2010 school year. The results are reported in four performance levels by specific student groups. These test results include all students tested (full academic year and non-full academic year) for each of the student groups. See legend at bottom.

	# Tested	Reading				# Tested	Math			
		%ADV	%PROF	%LK	%UN		%ADV	%PROF	%LK	%UN
Results From The Oklahoma Core Curriculum Tests (OCCT) Grades 3-8										
All	21	10	57	24	10	21	5	52	24	19
Amer. Indian	4	****	****	****	****	4	****	****	****	****
White	17	6	53	29	12	17	0	47	29	24
Female	12	17	67	17	0	12	8	75	17	0
Male	9	0	44	33	22	9	0	22	33	44
Econ. Disadv.	4	****	****	****	****	4	****	****	****	****
Regular Education	21	10	57	24	10	21	5	52	24	19
Results From The Oklahoma Modified Alternate Assesment (OMAAP)										
IEP w/o Accom.	2	****	****	****	****	2	****	****	****	****

Legend:
 %ADV - Advanced Performance Level %PROF - Proficient Performance Level
 %LK - Limited Knowledge Performance Level %UN - Unsatisfactory Performance Level
 For confidentiality of student records: +++++ More than 95% scored above Proficient ----- More than 95% scored below Satisfactory
 **** Missing data or data involving small numbers

VELMA-ALMA PUBLIC SCHOOL

No Child Left Behind Act Annual Report Card 2009-2010

Oklahoma School Testing Program (OSTP)

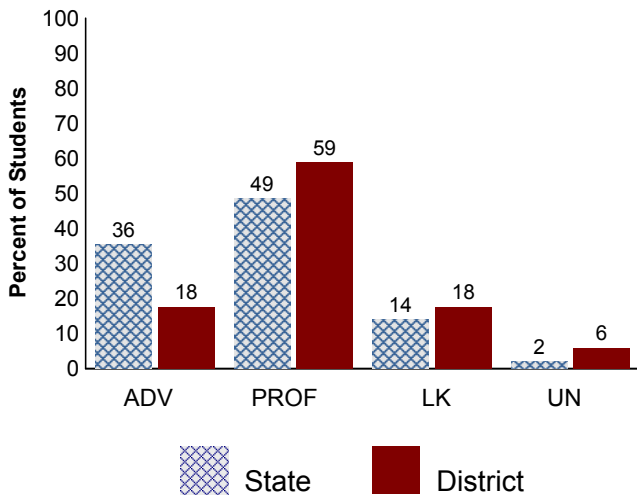
End-of-Instruction (EOI)

Oklahoma Core Curriculum Tests

The Oklahoma Core Curriculum Tests measure mastery of students' skills on the *Priority Academic Student Skills (PASS)*. Individual test scores for each student as well as detailed group summary reports are sent back to the schools, providing valuable data for administrators and teachers to target program improvement, addressing individual student strengths and weaknesses, and providing parents with an idea of their child's accomplishments. Results below include all students (full academic year and non-full academic year).

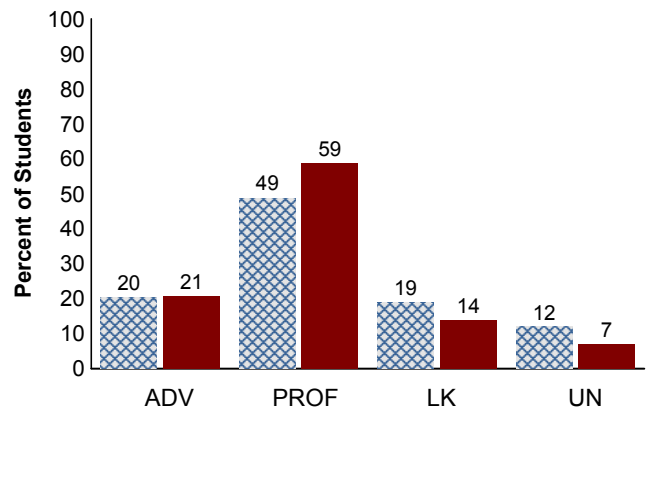
State and District English II Results

All Students Tested



State and District Algebra I Results

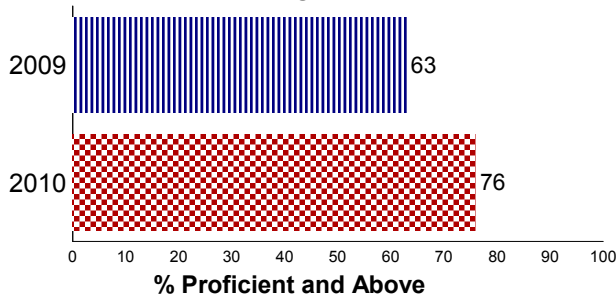
All Students Tested



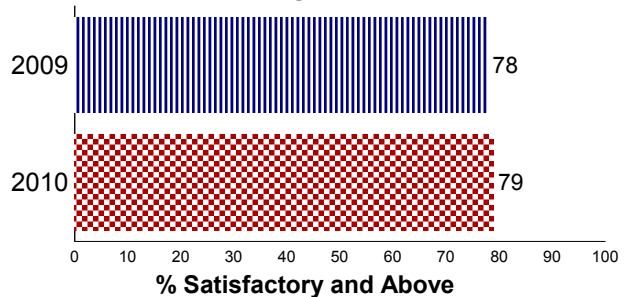
District Trend Data

All Students Tested Spring Results Only

English II



Algebra I



Legend:

ADV - Advanced Performance Level

PROF - Proficient Performance Level

LK - Limited Knowledge Performance Level

UN - Unsatisfactory Performance Level

For confidentiality of student records data involving small numbers is suppressed.

VELMA-ALMA PUBLIC SCHOOL**No Child Left Behind Act Annual Report Card 2009-2010**

Oklahoma School Testing Program (OSTP)

End of Instruction**District Results**

The tables below present the Algebra I and English II results from the 2009-2010 school year. The results are reported in four performance levels by specific student groups. These test results include all students tested (full academic year and non-full academic year) for each of the student groups. See legend at bottom.

	English II					Algebra I				
	# Tested	%ADV	%PROF	%LK	%UN	# Tested	%ADV	%PROF	%LK	%UN
Results From The OCCT End-of-Instruction										
All	17	18	59	18	6	29	21	59	14	7
Amer. Indian	4	****	****	****	****	1	****	****	****	****
White	13	15	54	23	8	27	22	56	15	7
Other		****	****	****	****	1	****	****	****	****
Female	6	33	50	0	17	11	18	64	18	0
Male	11	9	64	27	0	18	22	56	11	11
Econ. Disadv.	4	****	****	****	****	8	0	75	13	13
IEP w/o Accom.	1	****	****	****	****	1	****	****	****	****
Regular Education	16	19	63	19	0	28	21	57	14	7
Results From The Oklahoma Modified Alternate Assesment (OMAAP)										
IEP w/o Accom.	3	****	****	****	****	2	****	****	****	****

Legend:

%ADV - Advanced Performance Level

%PROF - Proficient Performance Level

%LK - Limited Knowledge Performance Level

%UN - Unsatisfactory Performance Level

For confidentiality of student records: ++++ More than 95% scored above Proficient

---- More than 95% scored below Satisfactory

**** missing data or data involving small numbers

VELMA-ALMA PUBLIC SCHOOL***No Child Left Behind Act Annual Report Card 2009-2010***

Oklahoma School Testing Program (OSTP)

Science Grades 5, 8 and Biology I

The tables below present Science and Biology I results from the 2009-2010 school year. The results are reported in four performance levels by specific student groups. These test results include all students tested (full academic year and non-full academic year) for each of the student groups. See legend at bottom.

	# Tested	Science			
		%ADV	%SAT/PROF	%LK	%UN
Grade 05					
All	23	9	74	13	4
Amer. Indian	7	++++	++++	++++	++++
Hispanic	1	****	****	****	****
White	15	13	67	13	7
Female	11	9	82	9	0
Male	12	8	67	17	8
Econ. Disadv.	7	0	86	0	14
IEP w/o Accom.	1	****	****	****	****
Regular Education	22	9	73	14	5
Results From The Oklahoma Modified Alternate Assesment (OMAAP)					
IEP w/o Accom.	7	14	71	14	0
Grade 08					
All	21	10	76	5	10
Amer. Indian	4	****	****	****	****
White	17	12	71	6	12
Female	12	8	83	0	8
Male	9	11	67	11	11
Econ. Disadv.	4	****	****	****	****
Regular Education	21	10	76	5	10
Results From The Oklahoma Modified Alternate Assesment (OMAAP)					
IEP w/o Accom.	2	****	****	****	****
Grade EOI					
Results From The OCCT End-of-Instruction					
All	17	29	47	24	0
Amer. Indian	4	****	****	****	****
White	13	15	54	31	0
Female	6	17	67	17	0
Male	11	36	36	27	0
Econ. Disadv.	4	****	****	****	****
IEP w/o Accom.	1	****	****	****	****
Regular Education	16	31	50	19	0
Results From The Oklahoma Modified Alternate Assesment (OMAAP)					
IEP w/o Accom.	3	****	****	****	****

VELMA-ALMA PUBLIC SCHOOL***No Child Left Behind Act Annual Report Card 2009-2010***

Legend:

%ADV - Advanced Performance Level

%SAT/PROF - Satisfactory/Proficient Performance Level

%LK - Limited Knowledge Performance Level

%UN - Unsatisfactory Performance Level

For confidentiality of student records: ++++ More than 95% scored above Satisfactory

---- More than 95% scored below Satisfactory/Proficient

**** missing data or data involving small numbers